



## MOIL LIMITED

(A Government of India Enterprise)

Regd. Off.: MOIL Bhawan, 1A Katol Road, NAGPUR – 440 013

Website: www.moil.nic.in, E-Mail ID: [compliance@moil.nic.in](mailto:compliance@moil.nic.in), Ph.: 0712- 2806182, Fax: 0712-2591661, CIN: 99999MH1962GOI012398

CS/NSE-BSE/2022-23/

Date: 25.05.2022

To,  
The GM (Listing),  
National Stock Exchange of India Ltd,  
Exchange Plaza, Plot No.C-1, G Block,  
Bandra Kurla Complex, Bandra (East),  
Mumbai – 400053

To,  
Listing Department  
Bombay Stock Exchange Limited  
Phiroze Jeejeebhoy Towers  
Dalal Street  
Mumbai- 400001

**Sub : Audited Financial Results for the quarter and year ended on 31/03/2022  
and Recommendation of Final Dividend.**

**Stock NSE: MOIL**

**Code: BSE: 533286**

**ISIN: INE490G01020**

Dear Sir,

This is further to our letter no. CS/NSE-BSE/2022-23/41 dated 13.05.2022. In this regard, it is to inform that the Board of Directors of the Company in their meeting held today has:

1. Approved the Audited Financial results of the Company for the quarter and year ended on 31<sup>st</sup> March, 2022. We are attaching herewith a copy of the approved results along with the Auditor's Report and declaration under second proviso of Regulation 33(3)(d).

We are also arranging publication of results in newspapers, as per SEBI (LODR) Regulations 2015.


2. Recommended Final dividend of Rs.3 per equity share of face value of Rs.10 each, for the financial year ended on 31<sup>st</sup> March, 2022.

Meeting Started: 14:30 hrs.

Meeting Ended:18:00 hrs.

Yours faithfully,

**For MOIL Limited**

**(Neeraj Dutt Pandey)**

**Company Secretary cum Compliance Officer**

**Encl.: As above**

**MOIL LIMITED**

CIN : L99999ME1962GOI012398

**Statement of audited financial results for the quarter and year ended 31st March, 2022**

( Prepared in Compliance with Indian Accounting Standards (IND AS) )

(₹ in lakhs)

Sr. No.	Particulars	For quarter ended			For the financial year ended	For the financial year ended
		31-03-2022 Audited	31-12-2021 Unaudited	31-03-2021 Audited	31-03-2022 Audited	31-03-2021 Audited
1	(a) Revenue from operations	46788.97	36335.93	45013.73	143630.44	117737.77
	(b) Other income	818.50	2786.49	3142.47	7926.31	10247.57
	<b>Total income</b>	<b>47607.47</b>	<b>39122.42</b>	<b>48156.20</b>	<b>151556.75</b>	<b>127985.34</b>
2	<b>Expenses</b>					
	(a) Cost of materials consumed	423.08	453.54	437.12	1573.51	1357.21
	(b) Purchase of stock-in-trade	0.00	0.00	0.00	0.00	0.00
	(c) Changes in inventories of finished goods, stock in trade and work-in-process	1297.85	-1941.00	3780.69	1453.94	6709.74
	(d) Employee benefits expense	10333.58	11100.99	11620.33	44304.09	44435.84
	(e) Finance costs	73.61	0.00	0.00	73.61	0.00
	(f) Depreciation and amortisation expense	2797.57	2640.49	2794.38	10311.39	9917.49
	(g) Other expenses	13338.04	10466.69	13586.90	42152.72	36553.63
	<b>Total expenses</b>	<b>28263.73</b>	<b>22720.71</b>	<b>32219.42</b>	<b>99869.26</b>	<b>98973.91</b>
3	<b>Profit/ (loss) before exceptional items and tax</b> [1 - 2]	<b>19343.74</b>	<b>16401.71</b>	<b>15936.78</b>	<b>51687.49</b>	<b>29011.43</b>
4	<b>Exceptional items</b>	-641.78	0.00	0.00	-641.78	5000.00
5	<b>Profit/ (loss) before tax</b> [3 - 4]	<b>19985.52</b>	<b>16401.71</b>	<b>15936.78</b>	<b>52329.27</b>	<b>24011.43</b>
6	<b>Tax expense</b>					
	(a) Current tax	5492.13	4111.46	4093.17	13773.31	6483.10
	(b) Earlier year tax	1128.49	0.00	0.00	1128.49	0.00
	(c) Deferred tax	257.86	-98.08	240.01	-271.02	-134.74
	<b>Total tax expense</b>	<b>6878.48</b>	<b>4013.38</b>	<b>4333.18</b>	<b>14630.78</b>	<b>6348.36</b>
7	<b>Net profit/ (loss) for the period from continuing operation</b> [5 - 6]	<b>13107.04</b>	<b>12388.33</b>	<b>11603.60</b>	<b>37698.49</b>	<b>17663.07</b>
8	Extraordinary items (Net of tax expense)	0.00	0.00	0.00	0.00	0.00
9	<b>Net profit/ (loss) for the period</b> [7 - 8]	<b>13107.04</b>	<b>12388.33</b>	<b>11603.60</b>	<b>37698.49</b>	<b>17663.07</b>
10	<b>Other comprehensive income</b>					
	A (i) Items that will not be reclassified to profit or loss	-2024.56	-311.73	671.47	-2961.79	1447.91
	(ii) Income tax relating to items that will not be reclassified to profit or loss	977.25	-78.03	-209.53	743.17	-406.14
	B (i) Items that will be reclassified to profit or loss	0.00	0.00	0.00	0.00	0.00
	(ii) Income tax relating to items that will be reclassified to profit or loss	0.00	0.00	0.00	0.00	0.00
	<b>Other comprehensive income for the period ( net of tax)</b>	<b>-1047.31</b>	<b>-389.76</b>	<b>461.94</b>	<b>-2218.62</b>	<b>1041.77</b>
11	<b>Total Comprehensive Income for the period after taxes</b> [9 + 10]	<b>12059.73</b>	<b>11998.57</b>	<b>12065.54</b>	<b>35479.87</b>	<b>18704.84</b>
12	Paid-up equity share capital (Face value of share ₹ 10 each)	20348.52	23732.79	23732.79	20348.52	23732.79
13	Other equity				193802.68	258257.32
14	<b>Earnings per share from continuing operation</b>					
	(a) Basic (₹ 10 each )	5.92	5.22	4.89	16.15	7.44
	(b) Diluted (₹ 10 each )	5.92	5.22	4.89	16.15	7.44



## MOIL LIMITED

## Statement of assets and liabilities

2

(₹ in lakhs)

Sr No	Particulars	As at 31-03-2022 Audited	As at 31-03-2021 Audited
<b>1</b>	<b>ASSETS</b>		
	<b>Non-current assets</b>		
	(a) Property, Plant and Equipment	67154.51	65629.37
	(b) Capital work-in-progress	29997.94	20089.78
	(c) Investment Property	0.00	0.00
	(d) Other Intangible assets	490.12	661.87
	(e) Intangible assets under development	1426.19	166.85
	(f) Financial Assets		
	(i) Investments	741.70	671.32
	(ii) Trade receivables	0.00	0.00
	(iii) Loans	149.60	128.47
	(iv) Others	2761.59	865.10
	(g) Deferred tax assets (Net)	2005.39	1734.37
	(h) Other non-current assets	11986.33	13210.91
	<b>Sub-total - Non-current assets</b>	<b>116713.37</b>	<b>103158.04</b>
<b>2</b>	<b>Current assets</b>		
	(a) Inventories	10011.74	11008.16
	(b) Financial Assets		
	(i) Investments	22410.31	32452.13
	(ii) Trade receivables	17286.36	22655.05
	(iii) Cash and cash equivalents	2474.83	500.83
	(iv) Bank balances other than (iii) above	81589.72	159157.94
	(v) Loans	401.30	361.76
	(vi) Others	2029.80	2904.70
	(c) Current tax assets (Net)	413.41	0.00
	(d) Other current assets	4644.48	6833.47
	<b>Sub-total - Current assets</b>	<b>141261.95</b>	<b>235874.04</b>
	<b>TOTAL - ASSETS (1+2)</b>	<b>257975.32</b>	<b>339032.08</b>
	<b>EQUITY AND LIABILITIES</b>		
<b>1</b>	<b>Equity</b>		
	(a) Equity Share capital	20348.52	23732.79
	(b) Other Equity	193802.68	258257.32
	<b>Sub-total - Equity</b>	<b>214151.20</b>	<b>281990.11</b>
<b>2</b>	<b>Liabilities</b>		
	<b>Non-current liabilities</b>		
	(a) Financial Liabilities		
	(i) Borrowings	0.00	0.00
	(ii) Trade payables	0.00	0.00
	(iii) Other financial liabilities (other than those specified )	0.00	0.00
	(b) Provisions	5869.60	5188.49
	(c) Other non-current liabilities	862.88	1404.97
	<b>Sub-total - Non-current liabilities</b>	<b>6732.48</b>	<b>6593.46</b>
<b>3</b>	<b>Current liabilities</b>		
	(a) Financial Liabilities		
	(i) Borrowings	0.00	0.00
	(ii) Trade payables	3287.10	2898.86
	(iii) Other financial liabilities	12415.03	10704.83
	(b) Other current liabilities	15916.38	31080.73
	(c) Provisions	5473.13	4419.47
	(d) Current Tax Liabilities (Net)	0.00	1344.62
	<b>Sub-total - Current liabilities</b>	<b>37091.64</b>	<b>50448.51</b>
	<b>TOTAL - EQUITY AND LIABILITIES (1+2+3)</b>	<b>257975.32</b>	<b>339032.08</b>



**MOIL LIMITED**

Segment-wise revenue, results for the quarter and year ended 31st March,2022 and assets and liabilities as on that date.

3

(₹ in lakhs)

Sr. No.	Particulars	For quarter ended			For the financial year ended	For the financial year ended
		31-03-2022 Audited	31-12-2021 Unaudited	31-03-2021 Audited	31-03-2022 Audited	31-03-2021 Audited
<b>1</b>	<b>Segment revenue</b>					
	(a) Mining products	42537.08	33718.70	41392.27	132076.52	108617.80
	(b) Manufactured products	4569.63	3005.04	3937.81	12764.85	10292.47
	(c) Power	455.57	322.94	397.73	1900.02	1643.66
	Sub-total	47562.28	37046.68	45727.81	146741.39	120553.93
	(-) Inter-segment revenue	773.31	710.75	714.08	3110.95	2816.16
	<b>Sales/income from operations</b>	<b>46788.97</b>	<b>36335.93</b>	<b>45013.73</b>	<b>143630.44</b>	<b>117737.77</b>
<b>2</b>	<b>Segment results [Profit/(-)loss before exceptional items,tax and interest]</b>					
	(a) Mining products	16426.14	12325.86	11777.25	37932.49	16885.61
	(b) Manufactured products	1934.31	1164.41	846.28	4813.98	1085.28
	(c) Power	238.40	124.95	170.78	1088.32	792.97
	Sub-total	18598.85	13615.22	12794.31	43834.79	18763.86
	(-) Finance cost	73.61	0.00	0.00	73.61	0.00
	(+) Other unallocable income (net of unallocable expenditure)	818.50	2786.49	3142.47	7926.31	10247.57
	<b>Profit from ordinary activities before exceptional items and tax</b>	<b>19343.74</b>	<b>16401.71</b>	<b>15936.78</b>	<b>51687.49</b>	<b>29011.43</b>
<b>3</b>	<b>Segment assets</b>					
	(a) Mining products	101694.32	96051.97	113480.57	101694.32	113480.57
	(b) Manufactured products	3783.27	4405.84	4198.37	3783.27	4198.37
	(c) Power	7407.91	7552.40	8214.16	7407.91	8214.16
	(d) Unallocated	145089.82	246330.19	213138.98	145089.82	213138.98
	Total	<b>257975.32</b>	<b>354340.40</b>	<b>339032.08</b>	<b>257975.32</b>	<b>339032.08</b>
<b>4</b>	<b>Segment liabilities</b>					
	(a) Mining products	19176.11	37046.01	34194.84	19176.11	34194.84
	(b) Manufactured products	816.91	1712.44	1744.12	816.91	1744.12
	(c) Power	1128.46	1078.75	1323.21	1128.46	1323.21
	(d) Unallocated	22702.64	21072.37	19779.80	22702.64	19779.80
	Total	<b>43824.12</b>	<b>60909.57</b>	<b>57041.97</b>	<b>43824.12</b>	<b>57041.97</b>

**Notes :**

- The above results, reviewed by the Audit Committee, have been approved by the Board of Directors in its meeting held on 25th May,2022 and have been reviewed by statutory auditors of the company as required under Regulation 33 of Securities and Exchange Board of India (Listing Obligation and Disclosure Requirements) Regulations,2015.
- Results of the Company are affected by Covid-19 during first quarter of FY 2021-22 (due to quarantining of employees and consequent loss of production in second wave) and in FY 2020-21 (due to lockdown in first wave). Hence,the results are not comparable.
- The Board has recommended final dividend of ₹ 3.00 per equity share for the financial year 2021-22, in addition to ₹ 3.00 per equity share already paid as interim dividend.
- Information about investor complaints for the quarter : Opening - Nil, received during the quarter-6, resolved during the quarter -6 and pending as at 31.03.2022 - Nil.
- Finance cost shown above pertains to interest on income tax.
- Exceptional item includes write back of liability created earlier due to settlement of the related litigation.
- The approved financial statements are subject to supplementary audit by C&AG under section 143(6)(b) of the Companies Act,2013.
- Previous period's figures have been regrouped/reclassified, wherever necessary to make them comparable. The figures for the quarter ended 31st March,2022/2021 are balancing figures between the audited figures of full year and reviewed figures upto 31st December,2021/2020.


**For MOIL Limited,**

**M. P. Chaudhari**  
 Chairman-cum-Managing Director  
 DIN : 05339308

 Place : New Delhi  
 Date : 25.05.2022

**For M/s Demble Ramani & Co.,**

 Chartered Accountants  
 Firm's Registration Number : 102259 W

  
**CA Ashok Ramani**  
 Partner  
 Membership Number: 030537

**MOIL LIMITED**  
**STATEMENT OF CASH FLOWS**

4

(₹ in lakhs)

Particulars	As at the end of current reporting year 31st March,2022	As at the end of previous reporting year 31st March,2021
<b>A Cash flow from operating activities</b>		
<b>Profit/(Loss) before income tax from</b>		
Continued Operations	51687.49	29011.43
Discontinued Operations	0.00	0.00
<b>Profit before income tax including discontinued operations</b>	<b>51687.49</b>	<b>29011.43</b>
<b>Adjustment for -</b>		
(a) Interest on fixed deposits	-5678.08	-6599.16
(b) Dividend on investment	-0.05	-0.01
(c) Profit on redemption of mutual fund	-988.18	-781.87
(d) Depreciation & Amortisation expense	10311.39	9917.49
(e) Exceptional items	641.78	-5000.00
(f) Loss on Joint Venture (RINMOIL & SAIL & MOIL)	0.00	369.16
(g) Deductions from plant, property and equipments	189.99	137.84
	4476.85	-1956.55
<b>Operating Profits before working capital changes</b>	<b>56164.34</b>	<b>27054.88</b>
<b>Adjustments for -</b>		
(a) (Increase)/Decrease in Inventories	996.42	6784.74
(b) (Increase)/Decrease in Trade Receivables	5368.68	-9251.19
(c) (Increase)/Decrease in Current Assets	2650.48	9041.69
(d) (Increase)/Decrease in Non-current Assets	1246.64	-2428.38
(e) (Increase)/Decrease in Loans and advances	-60.67	71.80
(f) Other comprehensive income	-2218.62	1041.77
(g) Increase/(Decrease) in Trade & other payables	-13217.85	3235.48
	-5234.92	8495.91
<b>Cash generated from operations</b>	<b>50929.42</b>	<b>35550.79</b>
Income tax paid (net)	-13773.31	-6483.10
Income tax paid for earlier years	-1128.49	0.00
<b>Net cash from operating activities</b>	<b>36027.62</b>	<b>29067.69</b>
<b>B Cash flow from investing activities</b>		
(a) Interest received on fixed deposits	5678.08	6599.16
(b) Dividend on investment	0.05	0.01
(c) Profit on redemption of mutual fund	988.18	781.87
(d) Acquisition of tangible and intangible assets and towards capital work in progress (net of sale proceeds)	-23022.26	-13666.18
(e) Investment in term deposits with more than three months maturity	12000.00	-30500.00
(f) Investment in term deposits for 12 months maturity	64822.87	33063.81
(g) Deposits paid towards LCs and BGs (towards non fund based facilities)	-1162.87	-190.50
(h) Investments ( in Joint Venture to be incorporated)	-70.38	22.00
(i) Loss on Joint Venture (RINMOIL & SAIL & MOIL)	0.00	-369.16
(j) Current investment in liquid mutual fund	10041.82	-31749.96
<b>Net cash used in investing activities</b>	<b>69275.49</b>	<b>-36008.95</b>
<b>C Cash flow from financing activities</b>		
(a) Dividend	-17733.74	-13053.16
(b) Dividend accounts pending encashment of warrants	-10.33	-4.38
(c) Buy-back of shares	-69377.47	0.00
(d) Tax and expenses on buy-back of shares	-16207.57	0.00
<b>Net cash used in financing activities</b>	<b>-103329.11</b>	<b>-13057.54</b>
<b>D Net increase/(-) decrease in cash and cash equivalents</b>	<b>1974.00</b>	<b>-19998.80</b>
<b>E Opening cash and cash equivalents</b>	500.83	20499.63
<b>Closing cash and cash equivalents</b>	2474.83	500.83
<b>Net increase/(-) decrease in cash and cash equivalents</b>	<b>1974.00</b>	<b>-19998.80</b>

The statement of cash flows is prepared using the indirect method, as given in Ind AS 7.

**For MOIL Limited,**

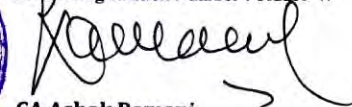


**M. P. Chaudhari**  
Chairman-cum-Managing Director  
DIN : 05339308  
Place : New Delhi  
Date : 25.05.2022



**As per our report of even date**  
**For M/s Demble Ramani & Co.,**  
Chartered Accountants

Firm's Registration Number : 102259 W



**CA Ashok Ramani**  
Partner  
Membership Number: 030537



# MOIL LIMITED

(A Government of India Enterprise)

Regd. Off.: MOIL Bhawan, 1A Katol Road, NAGPUR – 440 013

Website: www.moil.nic.in, E-Mail ID: [compliance@moil.nic.in](mailto:compliance@moil.nic.in), Ph.: 0712- 2806182, Fax: 0712-2591661, CIN: L99999MH1962GOI012398

---

## DECLARATION RELATED TO AUDIT REPORT FOR F.Y. 2021-22

This is declared that the Audit Report pertaining to the Annual Audited Financial Results of the Company for the year ended 31<sup>st</sup> March, 2022 does not have any modified opinion/ qualification/ reservation/ an adverse remark. Hence, statement showing impact for any modified opinion is not applicable on the company.

**For MOIL Limited**

M.P. Chaudhari

**Chairman-cum-Managing Director**



Place : New Delhi

Date : 25<sup>th</sup> May, 2022



**Auditors' Report on Annual Standalone Financial Results of MOIL Limited Pursuant to the Regulation 33 of the SEBI (Listing Obligations and Disclosure Requirements) Regulations, 2015**

**TO THE BOARD OF DIRECTORS OF MOIL LIMITED**


1. We have audited the accompanying annual Standalone Financial Results of MOIL Limited ("the Company") for the year ended 31st March, 2022, attached herewith, being submitted by the Company pursuant to the requirement of Regulation 33 of the SEBI (Listing Obligations and Disclosure Requirements) Regulations, 2015 read with SEBI Circular no. CIR/CFD/FAC/62/2016 dated 5th July, 2016. These Financial Results have been prepared on the basis of the annual audited financial statements and reviewed quarterly financial results up to the end of third quarter which are the responsibility of the Company's management and has been approved by the Board of Directors. Our responsibility is to express an opinion on these Financial Results, based on our audit of such Financial Statements, which have been prepared in accordance with the recognition and measurement principles laid down in Indian Accounting Standards (Ind AS) specified under Section 133 of the Companies Act, 2013 ("the Act") read with relevant rules made there under and other accounting principles generally accepted in India and in compliance with requirements of Regulation 33 of the SEBI (Listing Obligations and Disclosure Requirements) Regulations, 2015.
2. We conducted our audit in accordance with the auditing standards issued by the Institute of Chartered Accountants of India. Those standards require that we plan and perform the audit to obtain reasonable assurance about whether the Financial Results are free from material misstatement. An audit includes examining, on a test basis, evidence supporting the amounts disclosed in the Financial Results. An audit also includes assessing the accounting principles used and significant estimates made by the management. We believe that our audit provides a reasonable basis for our opinion.



3. In our opinion and to the best of our information and according to the explanations given to us, these quarterly financial results as well as the year-to-date results:
  - i. are presented in accordance with the requirements of the Regulation read with the Circular, in this regard; and
  - ii. give a true and fair view of the net profit, other comprehensive income and other financial information of the Company for the quarter and year ended March 31, 2022.
  
4. The statement includes the results for the quarter ended 31st March, 2022 (considered audited) being the derived figures between the audited figures in respect of the current full financial year ended 31st March, 2022 and the published year-to-date figures up to 31st December, 2021, being the date of the end of the 3rd quarter of the current financial year which were reviewed by us.

For **Demble Ramani and Company**  
Chartered Accountants

(Firm's Registration Number: 102259W)



**CA ASHOK RAMANI**

Partner

(Membership No. 030537)

**Place of Signature :- New Delhi.**

**Date of Report :- 25<sup>th</sup> May 2022**

**UDIN -22030537AJPLED6452**

