


MOIL LIMITED

CIN : L99999MH1962GOI012398

Statement of unaudited financial results for half year ended on 30th September, 2015

₹ in lakhs

Sr No	Particulars	For three months ended on			For half year ended on		Previous year ended 31-03-2015 Audited
		30-09-2015 Unaudited	30-06-2015 Unaudited	30-09-2014 Unaudited	30-09-2015 Unaudited	30-09-2014 Unaudited	
1	Income from operations						
	Net sales (net of excise duty)	14668.09	18461.80	24286.96	33129.89	44349.76	82325.15
2	Expenses						
	(a) Cost of materials consumed	520.63	616.36	545.18	1136.99	1147.87	2407.10
	(b) Changes in inventories of finished goods, work-in-process and stock in trade	-403.13	-2931.58	1331.67	-3334.71	-1054.15	-9481.47
	(c) Employee benefits expense	7286.27	6954.24	6747.05	14240.51	13428.40	26277.26
	(d) Depreciation and amortisation expense	1268.04	1180.88	1016.90	2448.92	1899.42	4508.14
	(e) Other expenses	5293.89	5604.69	5487.60	10898.58	10803.05	25217.51
	Total expenses	13965.70	11424.59	15128.40	25390.29	26224.59	48928.54
3	Profit from operations before other income, finance cost and exceptional items [1 - 2]	702.39	7037.21	9158.56	7739.60	18125.17	33396.61
4	(a) Other income	6715.52	6579.52	7484.14	13295.04	14583.28	29219.50
	(b) Provisions no longer required					0.00	2441.09
5	Profit from ordinary activities before finance costs and exceptional items [3 + 4]	7417.91	13616.73	16642.70	21034.64	32708.45	65057.20
6	Finance cost	0.00	0.00	0.00	0.00	0.00	0.00
7	Profit from ordinary activities after finance costs but before exceptional items [5 - 6]	7417.91	13616.73	16642.70	21034.64	32708.45	65057.20
8	Exceptional items	0.00	0.00	0.00	0.00	0.00	0.00
9	Profit from ordinary activities before tax [7 - 8]	7417.91	13616.73	16642.70	21034.64	32708.45	65057.20
10	Tax expense	2561.72	4628.33	5528.51	7190.05	10989.26	22256.15
11	Net profit from ordinary activities after tax [9 - 10]	4856.19	8988.40	11114.19	13844.59	21719.19	42801.05
12	Extraordinary items (Net of tax expenses)	0.00	0.00	0.00	0.00	0.00	0.00
13	Net profit for the period [11 - 12]	4856.19	8988.40	11114.19	13844.59	21719.19	42801.05
14	Paid-up equity share capital (Shares of ₹ 10 each)	16800.00	16800.00	16800.00	16800.00	16800.00	16800.00
15	Reserves excluding revaluation reserve as per balance sheet of previous year						321370.17
16	Earnings per share before and after extraordinary items, not annualised						
	Basic (₹)	2.89	5.35	6.62	8.24	12.93	25.48
	Diluted (₹)	2.89	5.35	6.62	8.24	12.93	25.48




Signature

MOIL LIMITED

Select information as on 30th September, 2015

Sr No	Particulars	As on			As on		As on
		30-09-2015	30-06-2015	30-09-2014	30-09-2015	30-09-2014	31-03-2015
A	PARTICULARS OF SHAREHOLDING						
1	Public shareholding						
-	Number of shares	33600000	33600000	33600000	33600000	33600000	33600000
-	Percentage of shareholding	20%	20%	20%	20%	20%	20%
2	Promoters and promoter group shareholding						
(a)	Pledged/encumbered :						
	Number of shares	NIL	NIL	NIL	NIL	NIL	NIL
	Percentage of shares (as a % of total shareholding of promoter and promoter group)	N.A.	N.A.	N.A.	N.A.	N.A.	N.A.
	Percentage of shares (as a % of total share capital of the company)	N.A.	N.A.	N.A.	N.A.	N.A.	N.A.
(b)	Non-encumbered :						
	Number of shares	134400000	134400000	134400000	134400000	134400000	134400000
	Percentage of shares (as a % of total shareholding of promoter and promoter group)	100%	100%	100%	100%	100%	100%
	Percentage of shares (as a % of total share capital of the company)	80%	80%	80%	80%	80%	80%




Signature

MOIL LIMITED

Statement of assets and liabilities as on 30th September, 2015

₹ in lakhs

Sr No	Particulars	As on	
		30/09/2015 Unaudited	31/03/2015 Audited
A	EQUITY AND LIABILITIES		
	1 Shareholders' funds		
	(a) Share capital	16800.00	16800.00
	(b) Reserves and surplus	335193.37	321370.17
	Sub-total : Shareholders' funds	351993.37	338170.17
	2 Non-current liabilities		
	(a) Long term borrowings	0.00	0.00
	(b) Deferred tax liabilities (Net)	975.87	1100.64
	(c) Other long-term liabilities	394.46	240.48
	(d) Long-term provisions	822.58	786.05
	Sub-total : Non-current liabilities	2192.91	2127.17
	3 Current liabilities		
	(a) Short term borrowings	0.00	0.00
	(b) Trade payables	334.85	351.39
	(c) Other current liabilities	14350.52	15393.85
	(d) Short-term provisions	850.70	8752.72
	Sub-total : Current liabilities	15536.07	24497.96
	TOTAL : EQUITY AND LIABILITIES	369722.35	364795.30
B	ASSETS		
	1 Non-current assets		
	(a) Fixed assets	35019.22	34681.26
	(b) Non-current investments	21.29	21.29
	(c) Deferred tax assets (Net)	0.00	0.00
	(d) Long-term loans and advances	2617.13	6144.96
	(e) Other non-current assets	2128.32	2233.49
	Sub-total : Non-current assets	39785.96	43081.00
	2 Current assets		
	(a) Inventories	18046.56	14422.45
	(b) Trade receivables	9286.95	10724.02
	(c) Cash and cash equivalents	294014.97	282989.09
	(d) Short-term loans and advances	1933.80	2174.33
	(e) Other current assets	6654.11	11404.41
	Sub-total : Current assets	329936.39	321714.30
	TOTAL : ASSETS	369722.35	364795.30



Signature

MOIL LIMITED

Segment-wise revenue, results for half year ended on 30th September, 2015 and capital employed as on that date


₹ in lakhs

Sr No	Particulars	For three months ended on			For half year ended on		Previous year ended 31-03-2015 Audited
		30-09-2015 Unaudited	30-06-2015 Unaudited	30-09-2014 Unaudited	30-09-2015 Unaudited	30-09-2014 Unaudited	
1	Segment revenue [Net revenue from each segment]						
	(a) Mining products	13141.70	17188.53	20952.11	30330.23	39317.52	76082.98
	(b) Manufactured products	1447.64	1245.73	3263.20	2693.37	4983.59	6564.40
	(c) Power	589.09	518.19	552.87	1107.28	996.17	1354.06
	Sub-total	15178.43	18952.45	24768.18	34130.88	45297.28	84001.44
	(-) Inter-segment revenue	510.34	490.65	481.22	1000.99	947.52	1676.29
	Net sales/income from operations	14668.09	18461.80	24286.96	33129.89	44349.76	82325.15
2	Segment results [Profit/(-)loss before finance cost and tax]						
	(a) Mining products	349.64	6316.88	7688.46	6666.52	15890.71	30706.89
	(b) Manufactured products	-149.42	283.60	998.71	134.18	1399.71	1660.53
	(c) Power	502.17	436.73	471.39	938.90	834.75	1029.19
	Sub-total	702.39	7037.21	9158.56	7739.60	18125.17	33396.61
	(+) Other unallocable income (net of unallocable expenditure)	6715.52	6579.52	7484.14	13295.04	14583.28	29219.50
	(+) Provisions no longer required	0.00	0.00	0.00	0.00	0.00	2441.09
	Total profit before tax	7417.91	13616.73	16642.70	21034.64	32708.45	65057.20
3	Capital employed [Segment assets - segment liabilities]						
	(a) Mining products	46014.01	51107.03	36893.49	46014.01	36893.49	44517.16
	(b) Manufactured products	2855.07	3197.47	1222.22	2855.07	1222.22	2669.69
	(c) Power	2875.67	2914.2	3044.36	2875.67	3044.36	2811.01
	(d) Unallocated	299848.62	289939.86	293185.08	299848.62	293185.08	288172.31
	Total	351593.37	347158.56	334345.15	351593.37	334345.15	338170.17

Notes


- The above results, reviewed by the Audit Committee, have been approved by the Board of Directors in its meeting held on 06th November, 2015. Limited review has been carried out by statutory auditors of the company as required by Clause 41 of Listing Agreement.
- The reduction in turnover and, consequently, profit is mainly due to over supply of manganese ore from international market, leading to pressure on selling price.
- Information about investor grievances for the quarter : Opening - Nil, received during the quarter - 18, attended/resolved during the quarter- 18 and pending as on 30th September, 2015 - Nil.
- Previous period's figures have been regrouped/reclassified, wherever necessary, so as to confirm to the current quarter's classification.

For MOIL Limited


(G. P. Kundargi)
Chairman-cum-Managing Director
DIN : 02256516



**For M/s J.S. Uberoi & Co.,
Chartered Accountants
Firm Registration Number : 111107 W**


(CA Amarjeet Singh Sandhu)
Partner
Membership Number : 108665

Place : New Delhi

Date : 06th November, 2015